




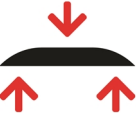




ORIGIN	
PETROGRAPHIC CLASSIFICATION	Magmatic rocks - intrusive rock - Gabbro (EN 12670)
APPEARANCE	
ALTERNATIVE NAMES	

USAGE

GENERAL	<p>The stone and surface finish should be selected depending on the intended use.</p> <p>Class 5: individual homes and buildings with intense collective use.</p>
USAGE CLASS	
APPLICATIONS	
RECOMMENDATIONS	
INTERNAL APPLICATIONS	
OUTDOOR APPLICATIONS	

HARDNESS (MOHS)	WEIGHT	WATER ABSORPTION	POROSITY
			
6-7	2964 ± 6,7 kg/m³	NPD*	0,6 ± 0,1 %
	EN 1936	EN 13755	EN 1936
COMPRESSIVE STRENGTH	FLEXURAL STRENGTH	WEAR RESISTANCE	FROST RESISTANCE
			
380,9 ± 18 MPa E- = 345,0 MPa	30,6 ± 1 MPa E- = 29,1 MPa	16,5 mm	NPD*
EN 1926	EN 12372	EN 14157	

OBSERVATIONS AND RECOMMENDATIONS

- Shades of color and / or granulometry may be present between the different batches and even within the same batch.
- Concentrations of minerals and / or veins may appear. These were created during the formation of the stone and are not technical defects. They are therefore part of the material.
- With honed finishes, there can be some honing traces visible on the surface in back light.

INSTALLATION

General
Installation system
Joint Width

General procedures of good workmanship should be followed when laying the tiles (cfr. BBRI: Belgian Building & Research Institute ref. 137 Guide for Installing - Natural Stone and ref. 213). Immediately after delivery, the material will be stored indoors or at least protected from rain, wind and frost. If slabs are damaged or broken, the supplier must be informed before installation. They will then be used, as far as possible, against walls or for certain cuts.

Before installation, the installer will examine the slabs (previously dried) with the client and / or the architect to check for any deviations from the samples. The slabs will be carefully mixed before laying, in order to obtain a harmonious distribution of colors and various shades of the material.

Important: "Installation means acceptance!", It means that AFTER the installation, no more claims will be possible, except for hidden defects.

<div style="background-color: black; color: white; text-align: center; padding: 5px; font-weight: bold; font-size: 1.1em;">Flooring Inside</div> <p>The tiles will be laid on a dry screed using a flex glue such as Beltraflex or a ready-to-use white mortar for natural stones. In the case of installation with underfloor heating, it is advisable to strictly follow the supplier's instructions (see also the brochures of the BBRI - TI 179 and 189).</p>	<div style="background-color: black; color: white; text-align: center; padding: 5px; font-weight: bold; font-size: 1.1em;">Exterieur Flooring</div> <p>The laying is done on a draining sub-layer. Avoid laying on concrete, because the water stagnates more easily on the surface and the terrace may freeze in winter. If you still opt for a concrete structure, apply a draining mat to the concrete before laying.</p>
---	--

MAINTENANCE

GENERAL
FIRST CLEANING
REGULAR MAINTENANCE
PROTECTION
RECOMMENDATIONS

For more information on maintenance, see the document entitled "Care instructions" (available from us). We recommend that you follow these instructions so as not to damage the stone. The products used must be suitable for the materials. Follow the manufacturer's advice. In general, it must be stated that no moisture may be exaggerated when maintaining natural stone!

First cleaning with a suitable cleaning agent (eg Lithofin Multi-Cleaner) applicable one week after the rejoining of the floor. If a cement veil should appear, use a product to remove the cement (eg: Lithofin Cement remover - attention: contains acid).

Use for regular maintenance a product suitable for natural stone, such as Lithofin Wash & Clean.

When the floor is completely dry sensitive areas (kitchen, bathroom, etc.) can be protected with a suitable sealer (e.g. Lithofin Stain Stop 'W')

The surface may be darkened using an impregnating product that enhances the color, eg Lithofin Fleckstop PLUS. Do not use an impregnating agent to darken the stone on surfaces already treated during production.