





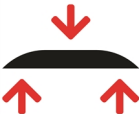




ASIAN WOOD

	Origin	China
	Petrographic classification	Sedimentary rocks - biochemical sedimentary rocks - Micritic limestone (EN 12670)
	Appearance	This stone is recognized by his banded structure in black and grey.
	Alternative names	

Usage

General	The stone and surface finish should be selected depending on the intended use.		
Applications	<div style="background-color: black; color: white; text-align: center; padding: 2px;">Internal Applications</div> <div style="border: 1px solid black; padding: 5px; margin-top: 5px;">- Wall cladding</div>	<div style="background-color: black; color: white; text-align: center; padding: 2px;">Outdoor Applications</div> <div style="border: 1px solid black; padding: 5px; margin-top: 5px;">- Facade cladding</div>	
Recommendations	- Used in outdoor applications, this natural stone gets a typical / characteristic light patina.		

Hardness (Mohs)	Weight	Water absorption	Porosity
			
NPD*	NPD*	NPD*	NPD*
Compressive strength	Flexural strength	Wear resistance	FROSt RESISTANCE
			
NPD*	NPD*	NPD*	NPD*

NPD*: geen technische gegevens beschikbaar - no technical data available - pas d' informations techniques disponibles

Observations and recommendations

<ul style="list-style-type: none"> - Shades of color and / or granulometry may be present between the different batches and even within the same batch. - Veins and / or fossils may appear due to geological formation. These are not technical defects and they are part of the material. - In outdoor applications, this natural stone gets a typical / characteristic lighter patina. - Due to the mineralogical composition, this material is not resistant to acids.
--

Installation

ASIAN WOOD

General
Installation system
Joint Width
Maintenance

General procedures of good workmanship should be followed when laying the tiles (cfr. BBR: Belgian Building & Research Institute ref. 137 Guide for Installing - Natural Stone and ref. 213). Immediately after delivery, the material will be stored indoors or at least protected from rain, wind and frost. If slabs are damaged or broken, the supplier must be informed before installation. They will then be used, as far as possible, against walls or for certain cuts.

Before installation, the installer will examine the slabs (previously dried) with the client and / or the architect to check for any deviations from the samples. The slabs will be carefully mixed before laying, in order to obtain a harmonious distribution of colors and various shades of the material.

Important: "Installation means acceptance!", It means that AFTER the installation, no more claims will be possible, except for hidden defects.

Flooring Inside

Exterieur Flooring

Not suitable for outdoor paving

Maintenance

General
First cleaning
Regular maintenance
Protection
Recommendations

For more information on maintenance, see the document entitled "Care instructions" (available from us). We recommend that you follow these instructions so as not to damage the stone. The products used must be suitable for the materials. Follow the manufacturer's advice. In general, it must be stated that no moisture may be exaggerated when maintaining natural stone!

First cleaning with a suitable cleaning agent (eg Lithofin Multi-Cleaner - note: does not contain acid) applicable one week after rejoining the floor. If a cement veil should appear, use the same product combined with a single-disc machine.

Use for regular maintenance a product suitable for natural stone, such as Lithofin Wash & Clean.

When the floor is completely dry we strongly recommend to protect sensitive areas (kitchen, bathroom, etc.) with a suitable sealer (e.g. Lithofin MN Stain Stop ECO).

Do not use any acid-based products for the maintenance of this natural stone.