










## ALASKA BEIGE

	<b>Origin</b>	India
	<b>Petrographic classification</b>	Magmatic rocks - intrusive rock - Monzogranite (EN 12670)
	<b>Appearance</b>	Light gray granite with larger cream-coloured minerals.
	<b>Alternative names</b>	

### Usage

<b>General</b>	<p>The stone and surface finish should be selected depending on the intended use.</p> <table style="width: 100%; border-collapse: collapse;"> <tr> <td style="width: 50%; background-color: black; color: white; text-align: center; padding: 5px;"><b>Internal Applications</b></td> <td style="width: 50%; background-color: black; color: white; text-align: center; padding: 5px;"><b>Outdoor Applications</b></td> </tr> <tr> <td style="padding: 5px;"> <ul style="list-style-type: none"> <li>- Inside Paving</li> <li>- Wall cladding</li> <li>- Worktops</li> <li>- Decorative cut-to-size</li> <li>- Stairs</li> <li>- Shower</li> </ul> </td> <td style="padding: 5px; text-align: center;"> <p>not suitable for external applications</p> </td> </tr> </table>		<b>Internal Applications</b>	<b>Outdoor Applications</b>	<ul style="list-style-type: none"> <li>- Inside Paving</li> <li>- Wall cladding</li> <li>- Worktops</li> <li>- Decorative cut-to-size</li> <li>- Stairs</li> <li>- Shower</li> </ul>	<p>not suitable for external applications</p>
<b>Internal Applications</b>			<b>Outdoor Applications</b>			
<ul style="list-style-type: none"> <li>- Inside Paving</li> <li>- Wall cladding</li> <li>- Worktops</li> <li>- Decorative cut-to-size</li> <li>- Stairs</li> <li>- Shower</li> </ul>			<p>not suitable for external applications</p>			
<b>Applications</b>						
<b>Recommendations</b>						

Hardness (Mohs)	Weight	Water absorption	Porosity
			
6-7	2623 kg/m <sup>3</sup>	NPD*	0,51%
Compressive strength	Flexural strength	Wear resistance	FROSt RESISTANCE
			
103,3 MPa	9,0 Mpa	NPD*	NPD*

NPD\*: geen technische gegevens beschikbaar - no technical data available - pas d' informations techniques disponibles

### Observations and recommendations

<ul style="list-style-type: none"> <li>- Shades of color and / or granulometry may be present between the different batches and even within the same batch.</li> <li>- At the site of darker mineral concentrations, the surface may appear slightly duller in backlighting.</li> <li>- Concentrations of minerals and / or veins may appear. These were created during the formation of the stone and are not technical defects. They are therefore part of the material.</li> <li>- Small holes and / or microcracks can sometimes appear in this natural stone.</li> <li>- In case of excessive contact with water, this material will discolor and / or peel off locally.</li> </ul>
--

### Installation

## ALASKA BEIGE

<b>General</b>
<b>Installation system</b>
<b>Joint Width</b>
<b>Maintenance</b>
<b>General</b>
<b>First cleaning</b>
<b>Regular maintenance</b>
<b>Protection</b>
<b>Recommendations</b>

General procedures of good workmanship should be followed when laying the tiles (cfr. BBRI: Belgian Building & Research Institute ref. 137 Guide for Installing - Natural Stone and ref. 213). Immediately after delivery, the material will be stored indoors or at least protected from rain, wind and frost. If slabs are damaged or broken, the supplier must be informed before installation. They will then be used, as far as possible, against walls or for certain cuts.

Before installation, the installer will examine the slabs (previously dried) with the client and / or the architect to check for any deviations from the samples. The slabs will be carefully mixed before laying, in order to obtain a harmonious distribution of colors and various shades of the material.

Important: "Installation means acceptance!", It means that AFTER the installation, no more claims will be possible, except for hidden defects.

**Flooring Inside**

The tiles are installed with a flexible adhesive (eg BELTRAFLEX) on a dry screed. When installing in combination with underfloor heating, the supplier's instructions must be strictly followed (see also the brochure on this subject from the BBRI-TI 179 and 189).

**Exterieur Flooring**

Not suitable for outdoor paving

3 - 5 mm (sawn edges)

;

For more information on maintenance, see the document entitled "Care instructions" (available from us). We recommend that you follow these instructions so as not to damage the stone. The products used must be suitable for the materials. Follow the manufacturer's advice. In general, it must be stated that no moisture may be exaggerated when maintaining natural stone!

First cleaning with a suitable cleaning agent (eg Lithofin Multi-Cleaner) applicable one week after the rejoining of the floor. If a cement veil should appear, use a product to remove the cement (eg: Lithofin Cement remover - attention: contains acid).

Use for regular maintenance a product suitable for natural stone, such as Lithofin Wash & Clean.

When the floor is completely dry we strongly recommend to protect sensitive areas (kitchen, bathroom, etc.) with a suitable sealer (e.g. Lithofin Stain Stop 'W').